

KARNATAKA STATE UNIVERSITIES RATING FRAMEWORK



DETAILED PERFORMANCE & ANALYTICAL REPORT 2019



JAGADGURU SRI SHIVARATHREESWARA UNIVERSITY

CONTENTS

Introduction	3
Comprehensive Star Ratings	4
Official Certificate	5
KSURF Framework	6
Definition	7
Overall Summary	8
Detailed Summary by Parameter	9
Overall Review	10
Research Excellence	11
Innovation	12
Teaching Excellence & Employability	13
Infrastructure	14
Inclusiveness & Social impact	15
Comprehensive Research Analysis	16
Comprehensive Score Card	17-18
Branding	19

INTRODUCTION

Indian Higher Education, with over 900 Universities and over 50,000 colleges has significantly contributed to making India a modern vibrant nation and a thriving economic power house. During the last 2 decades, the exponential growth has opened vast opportunities to Indian graduates. The three pillars of access, equity and excellence has been the hallmark of policy making and strategic thinking by the Government. With an increase in number, comes the challenge of quality and thus, today, the Government has laid greater thrust and importance on improving quality at all levels by initiating a series of reforms and programmes.

Globally, institutional audits, assessments, accreditation, ratings and rankings have become the cornerstone of academic rigor and quality. Stakeholders are taking note and action. Governments are directing their funding towards better performing institutions and institutions are proactively benchmarking themselves to enable an improved performance year after year.

On 17th June 2014, a delegation led by Mr Mohandas Pai impressed upon Prime Minister Narendra Modi the importance of replicating the much successful 'Karnataka State Universities Rating Framework' to a National level. This led to the birth of the National Institutional Ranking Framework (NIRF), a comprehensive assessment of Universities and Colleges by MHRD, Govt. of India. Several State Governments including Gujarat, Maharashtra, Tamil Nadu etc. are now replicating the 'Karnataka Model' and are initiating independent third-party assessments of institutions within their State with a view to identify their strengths and weaknesses and initiate steps for improvements. This is a welcome move and Karnataka prides upon the fact that it led to this massive transformation in the country.

The Karnataka State Higher Education Council (KSHEC), Department of Higher Education, Government of Karnataka and 'ICARE Ratings', the Research & Analytics Division of the Indian Centre for Academic Rankings & Excellence are pleased to jointly present the 2018-19 report of the Karnataka State Universities Rating Framework (KSURF), a comprehensive, unbiased, transparent and an independent third-party assessment of all the State, Private & Deemed Universities in the State of Karnataka.

In line with Prime Minister's vision of creating world-class universities in India, Government of Karnataka, through KSURF, aims to assess and identify the strengths and weaknesses of the universities in the State, and help them improve on their deficiencies. An annual exercise, the Higher Education Council has carefully chosen regionally-relevant yet globally-flavored parameters such as Research Excellence, Innovation, Teaching Excellence, Employability, Infrastructure and Inclusiveness & Social Impact. The framework consists of 5 broad parameters and 24 indicators. As a pioneering step, KSURF employs a 100% objective, data-based approach while eliminating the much debated subjective parameter of 'Perception'. It has been studied and observed that institutions that are large, historic and present in major cities receive better scores in reputation surveys and thus they achieve an undue advantage over others.

For an unbiased and accurate assessment, Universities are divided into four categories based on their year of inception and type – New University (0-5 years), Young University (5-10 years), Established University (10+ years) and Specialist University (specializes in ONE core discipline such as Music, Agriculture, Horticulture, Folklore, Kannada Language, etc.) The weights and benchmarks for the parameters vary upon the type of University; eg. a Music University will not be penalized for a poor performance in Research.

At the end of the audit process, universities are awarded Stars for their overall performance and within 5 different parameters, where 5 Star stands for Excellent & Top Rated University, 4 Stars for Very Good University with Potential to Grow Higher, 3 Star for Good Quality University; 2 Stars for Average Quality and 1 Star for universities that needs improvement and immediate intervention by the Government.

Unlike several indigenous and global rankings that usually provide universities with a single number or score with very little data on performance, KSURF, is providing each University a detailed & exhaustive analytical report that senior leaders can use to draw up strategic plans to build on areas of strength and improve weak areas with an aim to achieve excellence regionally, nationally & globally.

The larger intention of the KSURF Ratings is to serve as a tool that empowers students to make more informed choices about the study options available to them. Besides, it will provide the State Government a valuable tool to promote higher standards and encourage long-term strategies for social and economic development in the Indian higher education sector.



Prof. Dr SA KORI
Executive Director
Karnataka State Higher Education Council



Dr Karthick Sridhar
Convener
ICARE Ratings



Shri SV Ranganath IAS (Retd.)
Vice Chairman
Karnataka State Higher Education Council

COMPREHENSIVE STAR RATINGS

S. NO.	NAME OF THE UNIVERSITY	SCORE (OUT OF 1000)	CGPA (OUT OF 5)	STARS (OUT OF 5)
ESTABLISHED UNIVERSITIES (10+ YEARS)				
1	Manipal Academy of Higher Education, Manipal	841	4.43	★★★★★
2	KLE university	745	3.92	★★★★
3	Kuvempu University	718	3.78	★★★★
4	Karnatak University	652	3.43	★★★★
5	VTU	632	3.33	★★★★
6	Mangalore University	612	3.22	★★★★
7	Bangalore University	610	3.21	★★★★
8	Gulbarga University	587	3.09	★★★★
9	University of Mysore	584	3.07	★★★★
10	Sri Devaraj Urs Academy of Higher Education and Research	537	2.83	★★★
11	Tumkur University	478	2.52	★★★
YOUNG UNIVERSITIES (5-10 YEARS)				
1	Jagadguru Sri Shivarathreeswara University, Mysuru	847	4.46	★★★★★
2	Jain University	789	4.15	★★★★★
3	NITTE University	754	3.97	★★★★
4	Yenepoya University	743	3.91	★★★★
5	Christ University	706	3.72	★★★★
6	BLDE University	651	3.43	★★★★
7	Vijayanagara Sri Krishnadevaraya University	624	3.28	★★★★
8	Alliance University	595	3.13	★★★★
9	Sri Siddhartha Academy of Higher Education	518	2.73	★★★
10	Rani Chenamma University	490	2.58	★★★
11	Davangere University	429	2.26	★★★
NEW UNIVERSITIES (Under 5 Years)				
1	PES University	789	4.15	★★★★★
2	MS Ramaiah University	768	4.04	★★★★★
3	Reva University	718	3.78	★★★★
4	Dayananda Sagar University	636	3.35	★★★★
5	KLE Technological university	601	3.16	★★★★
6	Presidency University	513	2.7	★★★
7	JSS S & T University	419	2.21	★★★
8	Rai University	384	2.02	★★★
SPECIALIST UNIVERSITIES				
1	University of Agricultural Sciences Dharwad	882	4.64	★★★★★
2	University of Agricultural Sciences Bengaluru	832	4.38	★★★★★
3	Karnataka Veterinary Animal and Fisheries Sciences University	782	4.12	★★★★★
4	SVYASA	754	3.97	★★★★
5	University of Agriculture and Horticultural University, Shivamogga	734	3.86	★★★★
6	Karnataka State Law University, Hubli	708	3.73	★★★★
7	University of Horticultural Sciences, Bagalkot	702	3.69	★★★★
8	University of Agricultural Sciences Raichur	692	3.64	★★★★
9	Karnataka State Women's University	602	3.17	★★★★
10	Kannada University	547	2.88	★★★
11	Karnataka State G. H. University of Music & Performing Arts, Mysuru	541	2.85	★★★
12	Karnataka Sanskrit University, Bengaluru	539	2.84	★★★
13	Karnataka Folklore University	465	2.45	★★★

OFFICIAL CERTIFICATE



The Executive Committee of the **Karnataka State Higher Education Council, Department of Higher Education, Government of Karnataka** on the recommendation of the duly appointed agency **ICARE RATINGS** has rated



JAGADGURU SRI SHIVARATHREESWARA UNIVERSITY, MYSURU



as a **FIVE STAR** institution with a score of **847 out of 1000** in the category of **YOUNG University** on the basis of comprehensive performance metrics as set out in the **Karnataka State Universities Rating Framework (KSURF)** on the 30th March 2019.


PARAMETER	STAR RATINGS
RESEARCH EXCELLENCE	★★★★★
INNOVATION	★★★★
TEACHING EXCELLENCE	★★★★★
INFRASTRUCTURE	★★★★★
INCLUSIVENESS AND SOCIAL IMPACT	★★★★★



Prof. Dr SA KORI
Executive Director
Karnataka State Higher Education Council



Dr Karthick Sridhar
Convener
ICARE Ratings



Shri SV Ranganath IAS (Retd.)
Vice Chairman
Karnataka State Higher Education Council

VALID UPTO 30TH MARCH 2020



KSURF FRAMEWORK

PILLAR	PARAMETER	INDICATOR
Knowledge Creation	Research Excellence	Publications per Faculty
		Citations Per Publication
		Improvement in Research Productivity
		H-Index
	Innovation	Patents Published
		Patents granted
		Spin off companies
	Industrial Research MOU	
Knowledge Dissemination	Teaching Excellence & Employability	Faculty Student Ratio
		Faculty with PhD
		Accreditation
		International MOU
		Average Faculty Experience
		MOOC's / Online Education Availability
		Campus Placement
	Infrastructure	Library
		Laboratory, Equipment and Practical Education
		Sports & Extracurricular Activities
Social Inclusion	Inclusiveness & Social Impact	Inclusion of Socially Under Privileged Student
		Inclusion of Socially Under Privileged Faculty
		Social and Development Responsibilities
		Scholarships & Bursaries
		Diversity Domestic
		Diversity International

DEFINITIONS

RESEARCH EXCELLENCE

Publications per Faculty:

Research papers (Scopus, Web of Science, Indian Citation Index, IEEE, PubMed and Google Scholar) per faculty member in the last 5 years

Citations per Publication:

Citations per publications (Scopus, Web of Science, Indian Citation Index, IEEE and Google Scholar) in the last 5 years.

Improvement in Research Productivity:

Average Percentage Increase of Papers in the last 5 years (estimated on pro-rata basis)

H-Index:

Index measuring the productivity and citation impact of university publications

INNOVATION

Patents Published:

Number of patents published in the past 5 years as per Indian Patent Office Database, US Patents

Patents Granted:

Number of patents granted in the past 5 years as per Indian Patent Office Database, US Patents

Spin off companies:

Companies either Incubated in the Campus OR started by the Students / Alumni with the help of the University in the last 5 years

Industrial Research MOU:

MOUs with the Industry which would ideally result in Joint Research

TEACHING EXCELLENCE

Faculty Student Ratio:

The ratio of faculty to students

Faculty with PhD:

Proportion of faculty with PhD

Accreditation:

Programs accredited by internationally or domestically recognized and applicable standards

International MOU:

MOUs with Universities outside the country. Implies Internationalization & Diversity of the Institution

Average Faculty Experience:

A combination of Industry & Teaching Experience of faculty

MOOC'S/Online Education Availability:

Availability of online tools such as course material/courses online

Campus Placement:

Percentage of Students employed in organizations in the last year

INFRASTRUCTURE

Library:

Average Annual Expenditure over the last 5 years in Purchase of Books, Subscription of Journals, E-Journals etc.

Laboratory, Equipment and Practical Education:

Average Annual Expenditure over the last 5 years in Creation, Maintenance & Addition of Lab & Lab Equipment

Sports & Extracurricular Activities:

Average Annual Expenditure over the last 5 years in purchase and maintenance of sports & extra curricular equipment and training as well as organization and execution of events such as sports day, cultural day

SOCIAL IMPACT

Inclusion of Socially Under Privileged Student:

Average Percentage of Students from Socially Backward Categories

Inclusion of Socially Under Privileged Faculty:

Average Percentage of Faculty from Socially Backward Categories

Social and Development Responsibilities:

Presence, support and effectiveness of social and developmental program –including promotion of gender, region, environment preservation

Scholarships & Bursaries:

Financial Support for the Economically Weak & Scholarships for the Academically Qualified | Average Annual Expenditure in 5 years

Diversity Domestic:

Proportion of students from outside the state

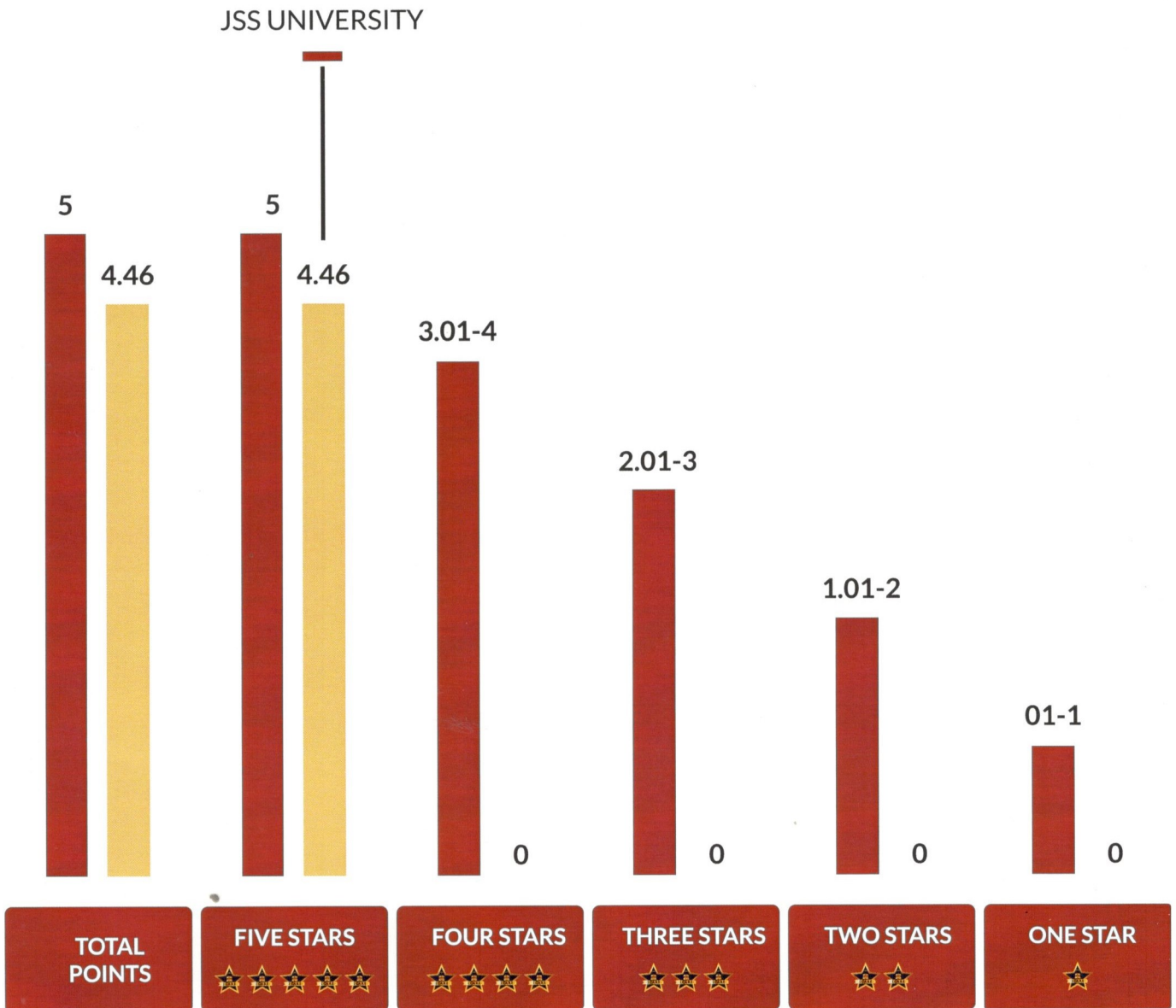
Diversity International:

Proportion of students from outside the country

OVERALL SUMMARY

■ CGPA REQUIRED

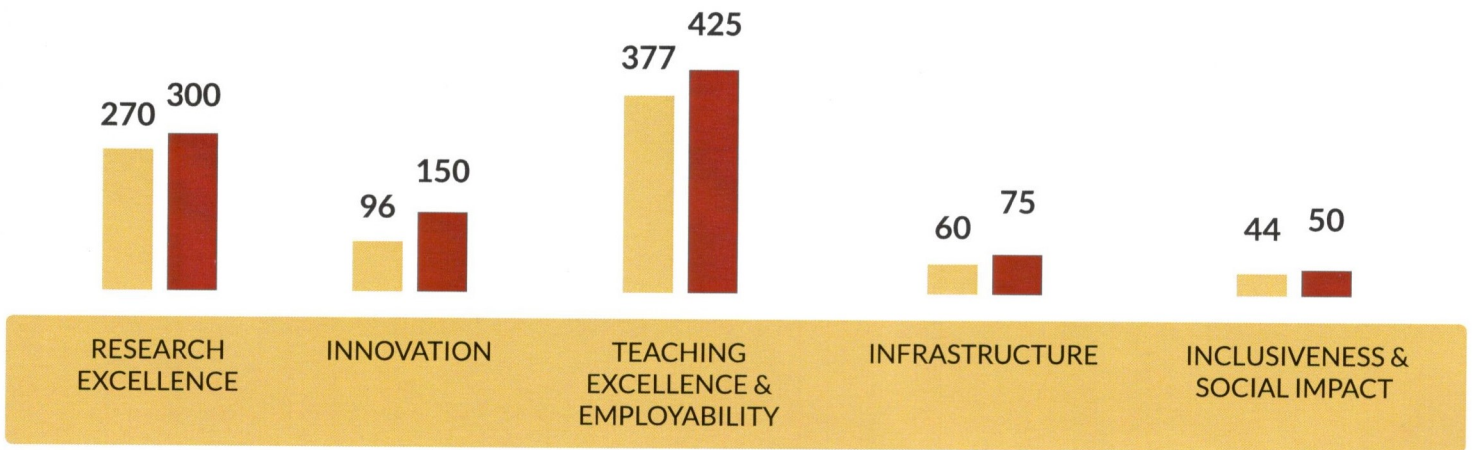
■ CGPA AWARDED



The above chart displays the overall performance of the university. JSS University has obtained 4.46 CGPA out of a possible five to receive five stars.

DETAILED SUMMARY BY PARAMETER

■ POINTS AWARDED ■ POINTS AVAILABLE



CRITERIA	POINTS AWARDED	POINTS AVAILABLE	STAR AWARDED
RESEARCH EXCELLENCE	270	300	★★★★★
INNOVATION	96	150	★★★★
TEACHING EXCELLENCE	377	425	★★★★★
INFRASTRUCTURE	60	75	★★★★★
INCLUSIVENESS AND SOCIAL IMPACT	44	50	★★★★★
OVERALL	847	1000	★★★★★

The above chart displays the performance of the university by each parameter. Each bar indicates the score of the university out of the maximum points available.

POSITIVE ATTRIBUTES

- Citations per publication
- H-index
- Industrial Research MOU
- Faculty Student ratio
- Accreditation
- Average faculty experience
- MOOC'S/ Online Education availability

IMPROVEMENT AREAS

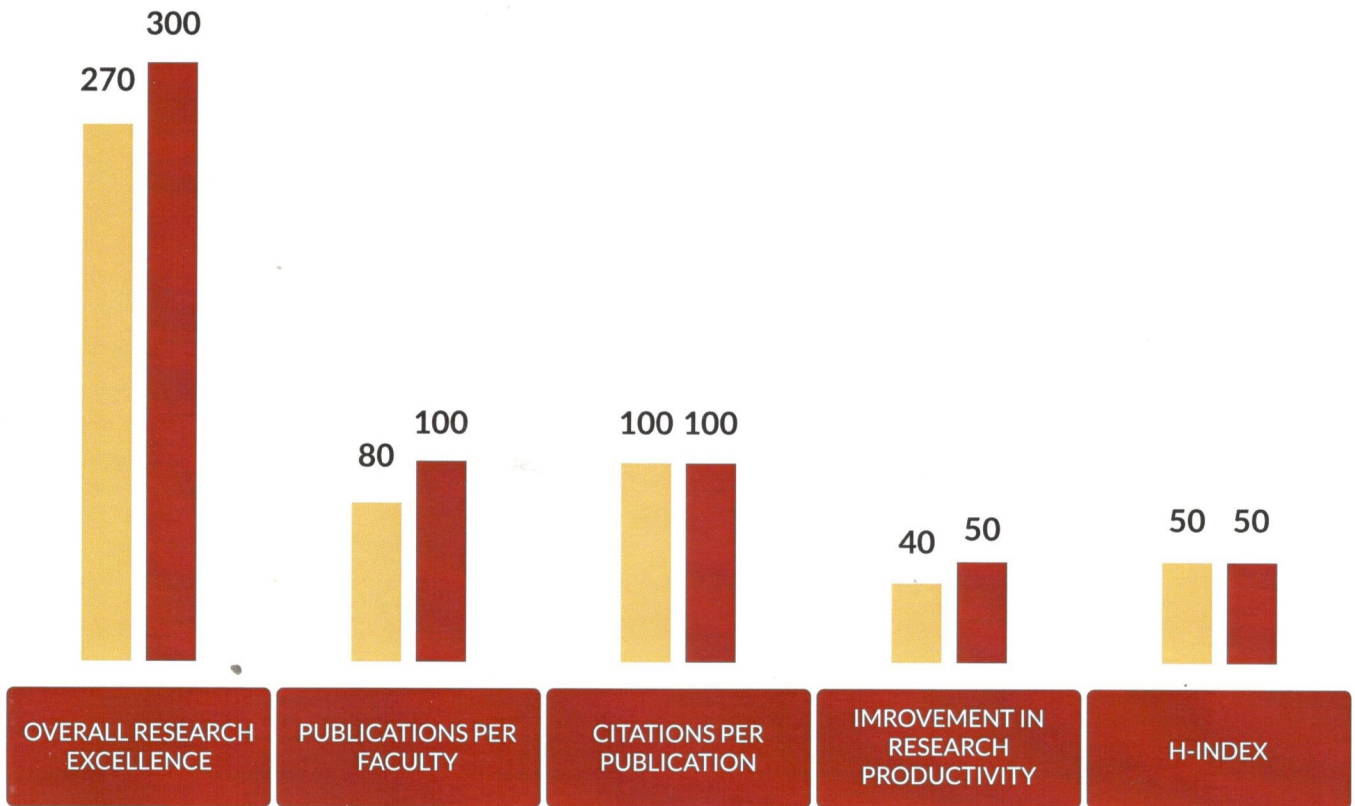
- Faculty with PHD
- Spin off companies
- Patents Granted
- Sports and Extracurricular Activities

RESEARCH EXCELLENCE



The following section of the report contains the results obtained by the University in each category of Research excellence. Indicators considered here include domestic assessments of research quality, productivity (i.e. number of papers published) and growth.

■ POINTS AWARDED ■ POINTS AVAILABLE



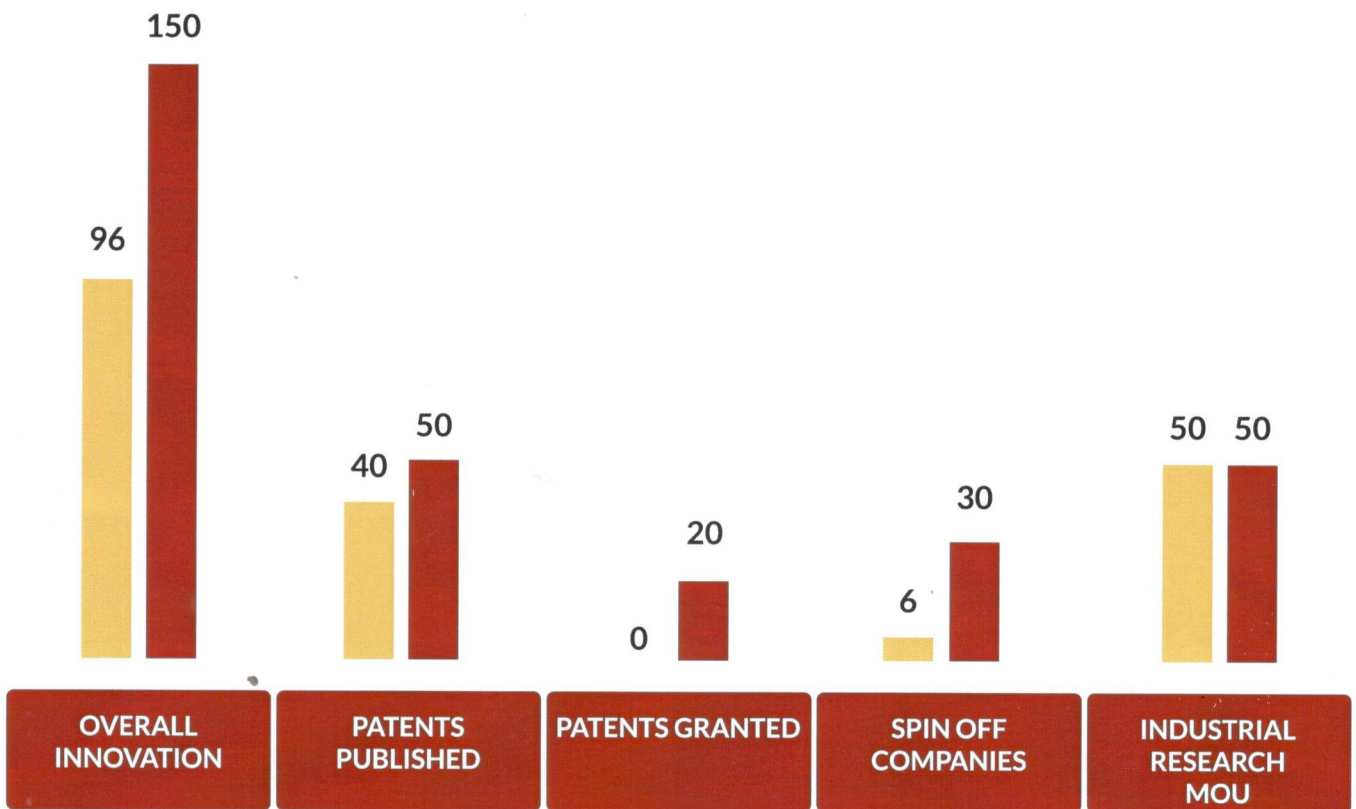
The above chart displays the performance of the University against the maximum number of points available in each Research Excellence category. Overall, JSS University has scored 270 points in this category qualifying it for five stars herein. The aspect with the best potential for further improvement is Publications per faculty.

INNOVATION



The following section of the report contains the results obtained by the University in each category of Innovation Indicators considered here include innovation, patents and of research and development.

■ POINTS AWARDED ■ POINTS AVAILABLE

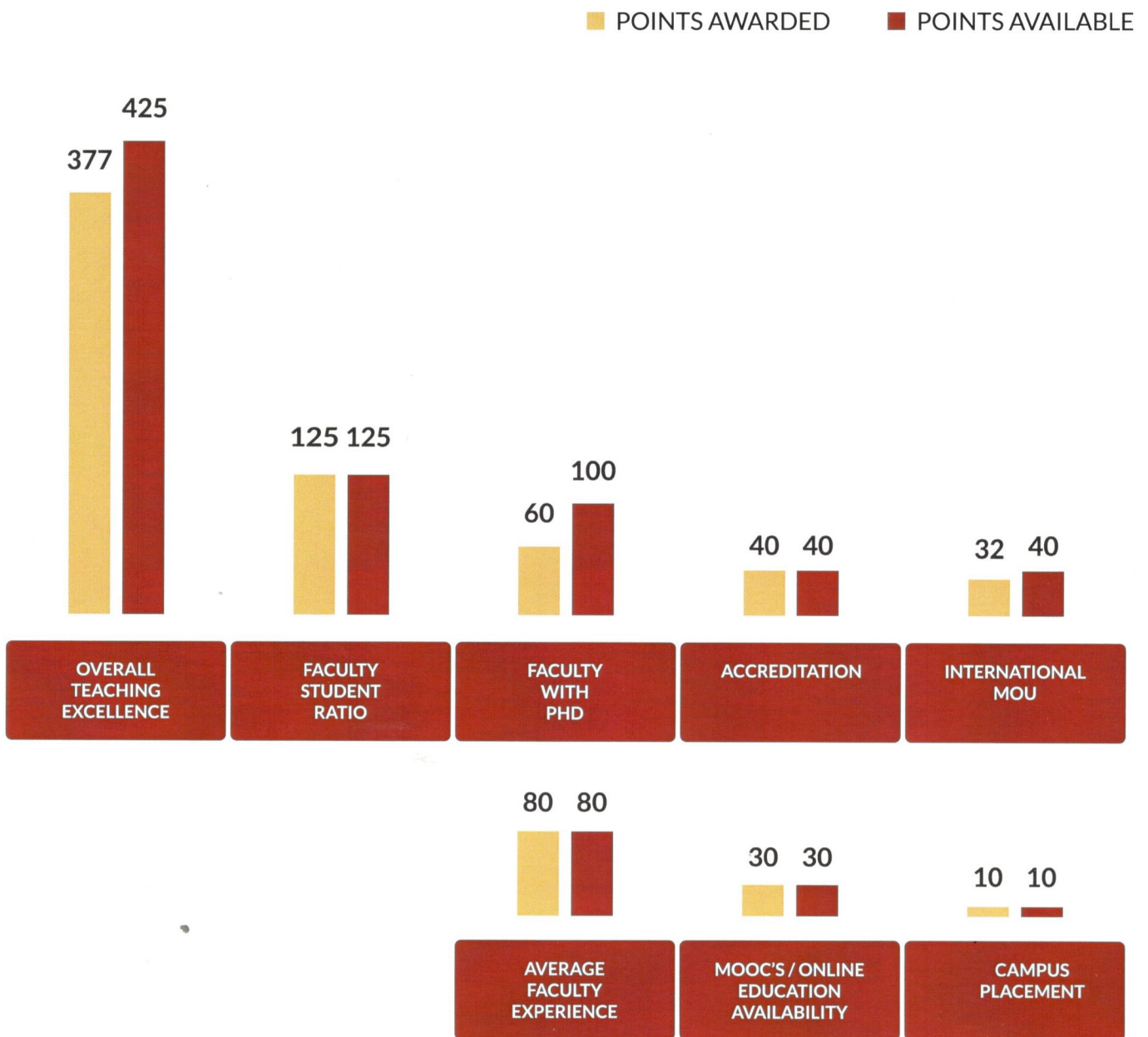


The above chart displays the performance of the University against the maximum number of points available in each Innovation category. The University has not met the minimum threshold in one indicator in this category. Overall, JSS University has scored 96 points in this category qualifying it for four stars herein. The aspects with the best potential for further improvement are patents granted and Spin off companies.

TEACHING EXCELLENCE & EMPLOYABILITY



The following section of the report contains the results obtained by the University in each category of Teaching excellence. These criteria feature the key indicators such as quality and quantity of faculty.

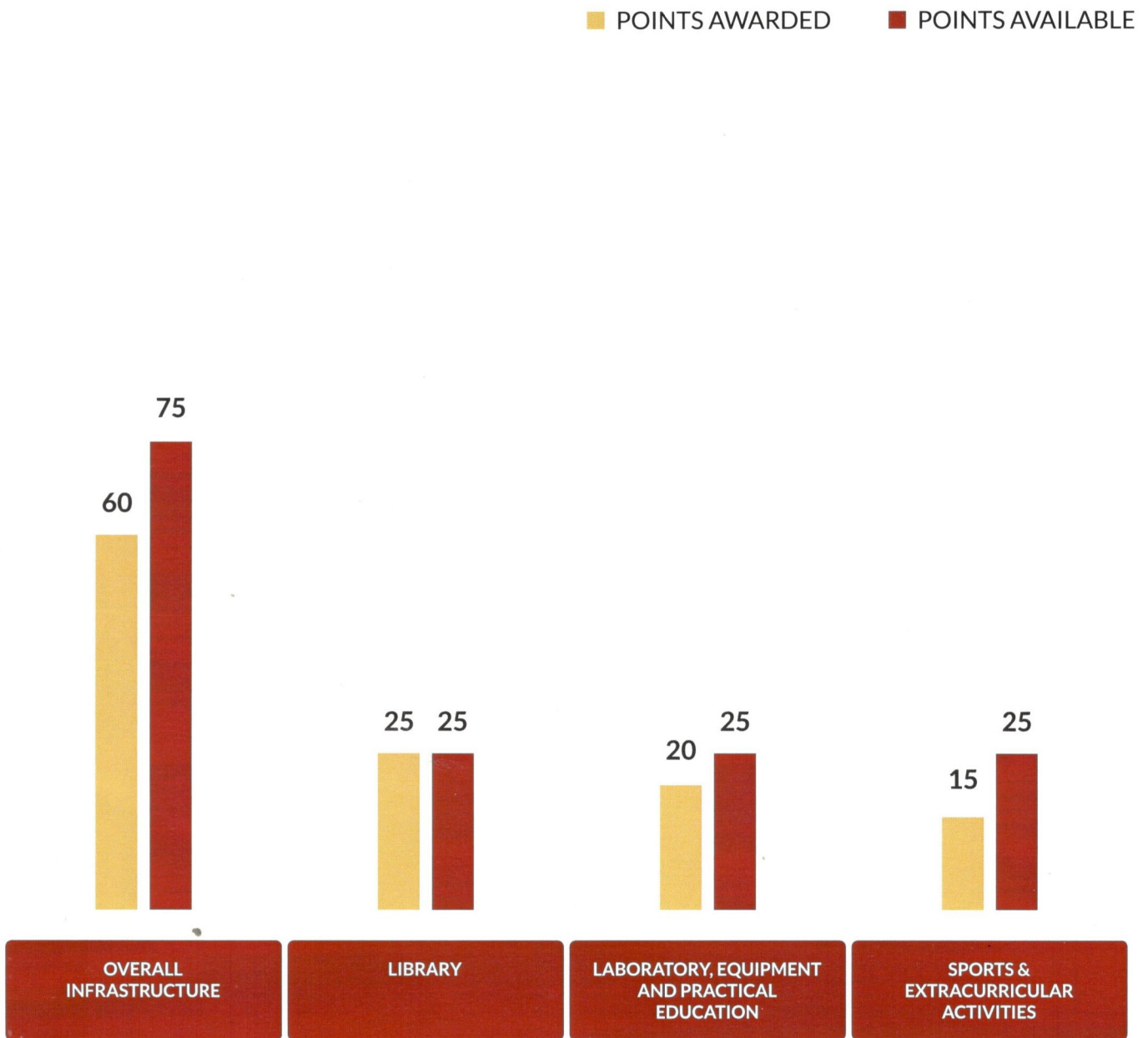


The above chart displays the performance of the University against the maximum number of points available in each Teaching Excellence category. Overall, JSS University has scored 377 points in this category qualifying it for five stars herein. The aspect with the best potential for further improvement is Faculty with PHD.

INFRASTRUCTURE



The following section of the report contains the results obtained by the University in each category of Infrastructure. Indicators considered here include development, maintenance and growth of facilities for the library, laboratories and for sports and extra curricular activities.



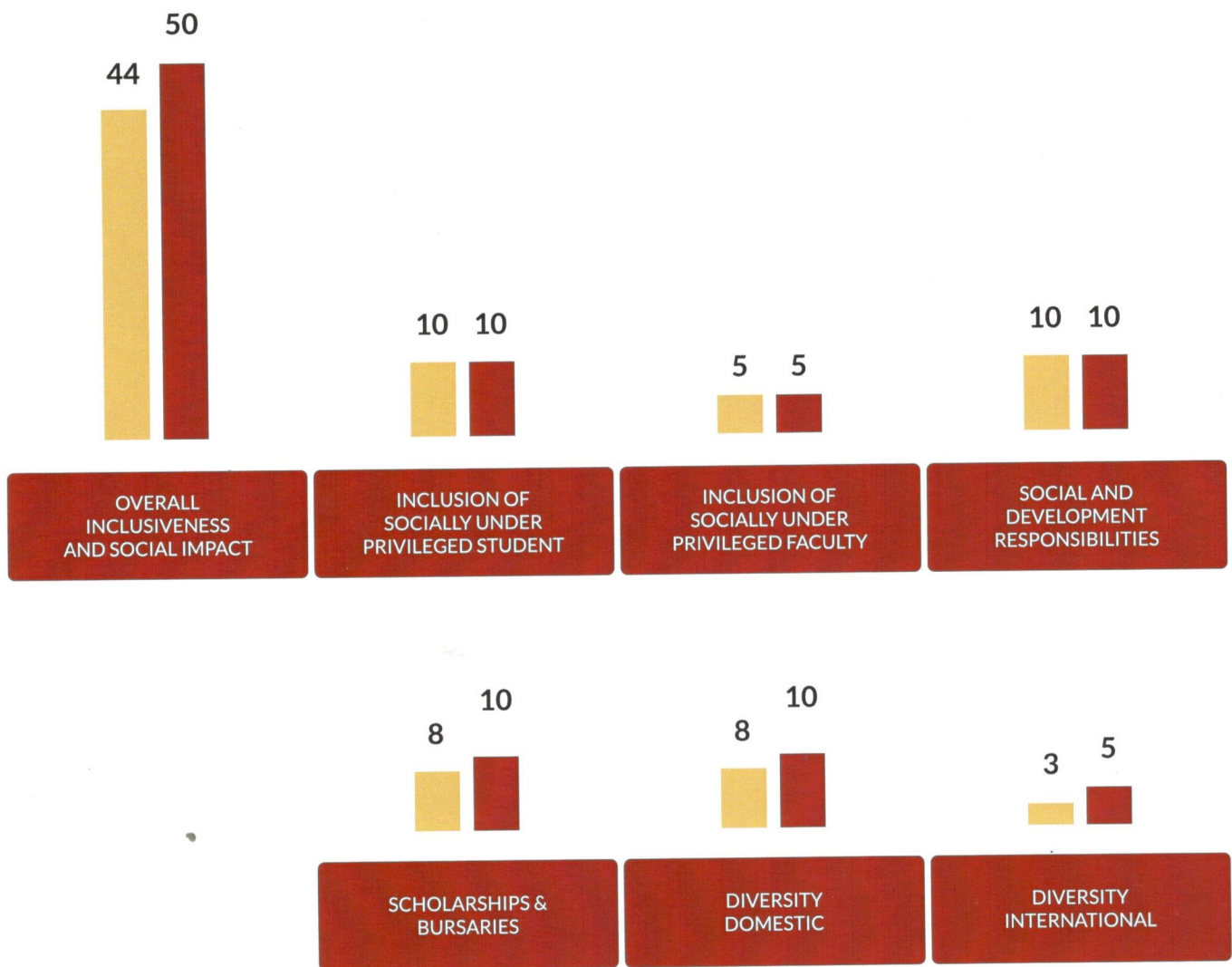
The above chart displays the performance of the University against the maximum number of points available in each Infrastructure category. Overall, JSS University has scored 60 points in this category qualifying it for five stars herein. The aspect with the best potential for further improvement is Sports and Extracurricular Activities.

INCLUSIVENESS AND SOCIAL IMPACT



The following section of the report contains the results obtained by the University in each category of inclusion and social impact. Indicators featured here include social inclusion and national and international diversity.

■ POINTS AWARDED ■ POINTS AVAILABLE



The above chart displays the performance of the University against the maximum number of points available in each Inclusiveness and social impact category. Overall, JSS University has scored 44 points in this category qualifying it for five stars herein.

COMPREHENSIVE RESEARCH ANALYSIS

Jagadguru Sri Shivarathreeswara University, Mysore

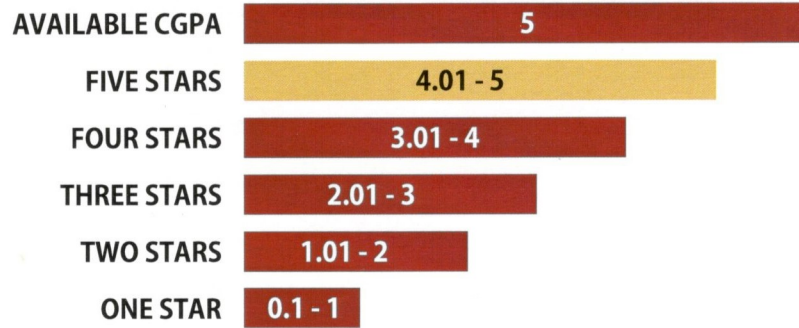
Institute Type	Deemed University						
Established in	2008						
Name Variants Used	AS PROVIDED BY THE UNIVERSITY				ADDITIONAL KEYWORDS USED		
	<ul style="list-style-type: none"> • JSS University, Mysuru • Jagadguru Sri Shivarathreeswara University, Mysuru • JSS College of Pharmacy, Ootacamund • JSS College of Pharmacy, Udhagamandalam • JSS College of Pharmacy, Mysuru • JSS Medical College, Mysuru • JSS Dental College and Hospital, Mysuru • Department of Health System Management Studies, (MBA Hospital Administration) DHSMS, JSS University, Mysuru • Department of Water & Health (Faculty of Life Sciences), JSS University, Mysuru • JSS Hospital, Mysuru 				<ul style="list-style-type: none"> • JSSU, Ooty • JSSU, Mysore • JSSCP, Mysore • JSSCP, Ooty • JSSMC • JSSMCH • JSSDC, Mysore • Jagadguru Sri Shivarathreeswara university • Jagadguru Sri Shivarathreeswara Dental College • Jagadguru Sri Shivarathreeswara Dental College • Jagadguru Sri Shivarathreeswara Medical College • Jagadguru Sri Shivarathreeswara college of pharmacy 		
Year Coverage	2013-2017						
PUBLICATIONS SCORECARD							
DATABASE	SCOPUS	WEB OF SCIENCE	ICI	IEEE	PUBMED	GOOGLE SCHOLAR	TOTAL
Records Reviewed	1,253	942	662	9	852	2,567	6,285
Duplicates/Irrelevant	106	101	82	4	88	119	500
Results	1,147	841	580	5	764	2,448	2,620
h-Index	51						
CITATIONS SCORECARD							
DATABASE	SCOPUS	WEB OF SCIENCE	ICI	IEEE	PUBMED	GOOGLE SCHOLAR	TOTAL
Citations	3,909	2,443	136	1	NOT AVAILABLE	4,358	10,847
PATENT SCORECARD							
Patents Published	11						
Patents Granted	0						

NOTE:


The summation of the individual database count will not be equal to the total publications as one publication can be Indexed in more than one database

COMPREHENSIVE SCORECARD

OVERALL SUMMARY



DETAILED SUMMARY BY PARAMETER



■ POINTS AWARDED □ POINTS AVAILABLE

CRITERIA	POINTS AWARDED	POINTS AVAILABLE	STAR AWARDED
RESEARCH EXCELLENCE	270	300	★★★★★
INNOVATION	96	150	★★★★
TEACHING EXCELLENCE	377	425	★★★★★
INFRASTRUCTURE	60	75	★★★★★
INCLUSIVENESS AND SOCIAL IMPACT	44	50	★★★★★
OVERALL	847	1000	★★★★★

COMPREHENSIVE SCORECARD

PILLAR	PARAMETER	INDICATOR	INDICATOR LEVEL		PARAMETER LEVEL		PARAMETERS STAR RATINGS	OVERALL CGPA	OVERALL STARS
			POINTS AVAILABLE	POINTS SCORED	POINTS AVAILABLE	POINTS SCORED			
Knowledge Creation	Research Excellence	PUBLICATIONS PER FACULTY	100	80	300	270	5	4.46	5
		CITATIONS PER PUBLICATION	100	100					
		IMPROVEMENT IN RESEARCH PRODUCTIVITY	50	40					
		H-INDEX	50	50					
	Innovation	PATENTS PUBLISHED	50	40	150	96	4		
		PATENTS GRANTED	20	0					
		SPIN OFF COMPANIES	30	6					
		INDUSTRIAL RESEARCH MOU	50	50					
Knowledge Dissemination	Teaching Excellence & Employability	FACULTY STUDENT RATIO	125	125	425	377	5		
		FACULTY WITH PHD	100	60					
		ACCREDITATION	40	40					
		INTERNATIONAL MOU	40	32					
		AVERAGE FACULTY EXPERIENCE	80	80					
		MOOC'S / ONLINE EDUCATION AVAILABILITY	30	30					
		CAMPUS PLACEMENT	10	10					
	Infrastructure	LIBRARY	25	25	75	60	5		
		LABORATORY, EQUIPMENT AND PRACTICAL EDUCATION	25	20					
		SPORTS & EXTRACURRICULAR ACTIVITIES	25	15					
Social Inclusion	Inclusiveness & Social Impact	INCLUSION OF SOCIALLY UNDER PRIVILEGED STUDENT	10	10	50	44	5		
		INCLUSION OF SOCIALLY UNDER PRIVILEGED FACULTY	5	5					
		SOCIAL AND DEVELOPMENT RESPONSIBILITIES	10	10					
		SCHOLARSHIPS & BURSARIES	10	8					
		DIVERSITY DOMESTIC	10	8					
		DIVERSITY INTERNATIONAL	5	3					
			1000	847					

Overall Stars



BRANDING

At the end of the Karnataka State University Rating Framework Comprehensive Audit Exercise, each University will receive the uniquely designed KSURF badges in all 5 Categories and One for Overall Achievement. Unlike any other Audit/Rating/Ranking by Press/Media and/or other Private Organizations, KSURF is an initiative of the Karnataka State Higher Education Council (KSHEC), Department of Higher Education, Government of Karnataka and hence the presence of the Logo of the Government within the overall badge is a mark of Honor, Prestige, Rare Distinction and Accolade.

The KSURF Badge can act as influential tools for promotion of the University and build a sense of credibility, quality and excellence in the minds of the stakeholders: Students, Parents, Staff, Recruiters and Prospective Employees. Universities are highly encouraged to use the badges across the campuses, on brochures, business cards, on bus and other vehicles, billboards, magazine advertisements, social media channels, TV adverts, Email Signatures etc.

It is important to note that the KSURF Badges are to be used AS IS and Universities are not permitted to change the layout / color and or make any changes to the original design.

Please see examples of logos below.


Overall Ratings Badges




Bus & Bus Stop Branding



Business Card



Email Signature





OUR VISION

To assist the inclusion of at least 10 Indian Universities
in the Top 200 of the World by 2025

www.indiancare.co.in

Indian Centre for Academic Rankings & Excellence Pvt. Ltd.

C/o Karnataka State Higher Education Council, 30, Y Ramachandra Road, Gandhinagara, Bengaluru, Karnataka 560009

W: www.icareratings.com | E: ksurf@icareratings.com

M: +91 966 300 5245